

JOEY YAP'S  
**THE BAZI  
BREAKTHROUGH  
BOOTCAMP**

**THE VIP**  

---

**EXPANSION PACK**

---

PART 3

# UNLOCKING CAREER SUCCESS WITH BAZI

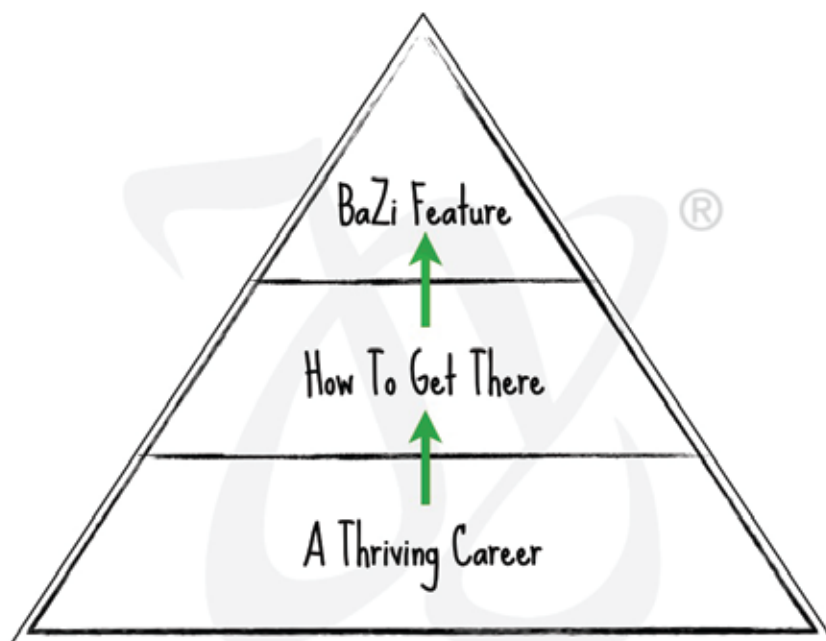
## A STRATEGIC PATH TO THRIVING

### THE RIGHT WAY TO USE BAZI FOR A THRIVING CAREER

Many people approach BaZi the wrong way. They dive straight into features—obsessing over elements, stars, and technicalities—without first asking the most important question:

#### What kind of life and career do I want to create?

BaZi is not about passively waiting for destiny to unfold. It is a **tool**—one that can help you **craft a career filled with meaning, success, and fulfillment**. But to use it effectively, you must approach it **the right way**.



## STEP 1

### START WITH THE DESTINATION

Before looking at BaZi, **define success on your terms.**

- What kind of work excites you?
- What kind of impact do you want to make?
- What lifestyle do you want to create?



Clarity on your destination **shapes the way you use BaZi.** It ensures you're not just floating through life, waiting for things to happen, but actively designing a future you love

## STEP 2

### CHART THE PATH—HOW TO GET THERE

Once you know the life you want, the next step is **strategy.**

#### BAZI HELPS YOU UNDERSTAND


- The **industries and work styles** where you'll naturally excel.
- The **best leadership approach** for your personality.
- The **opportunities and challenges** that will shape your journey

This is where BaZi becomes a compass, not a cage. It doesn't dictate your fate—it **empowers you with insights** so you can move forward with confidence.

## STEP 3

## USE BAZI FEATURES TO SUPPORT YOUR SUCCESS

Only after understanding **your goals and strategy** should you dive into BaZi's features—**the Five Elements, the Ten Gods, and the Luck Pillars**.

Too often, people get lost in their charts, waiting for a “perfect year” or worrying about a “bad luck cycle.” But success is not about waiting—it's about **using the right strengths at the right time**. 

**Your dominant elements**

Your dominant elements.

**Your annual elements**

show where new opportunities may emerge.

**Your leadership profile**

guides you in influencing others effectively.

BaZi features are **not the starting point**—they are the **fine-tuning mechanism**. They help you align your actions with **your natural strengths and timing**.

## WHY THIS MATTERS

# STOP GETTING STUCK IN THEORY

### THE RIGHT WAY TO USE BAZI FOR A THRIVING CAREER

Many BaZi learners fall into the same trap:



They **overanalyze** instead of taking action.



They **wait for the “perfect” time** instead of creating momentum.



They treat BaZi as a **prediction system** rather than a **strategic tool**.



### THE TRUTH IS SIMPLE:

Your success is not written in your chart—it is written in your actions.

### INSTEAD OF ASKING



What does my chart say about my career?

### ASK



How can I use my chart to create the career I want?

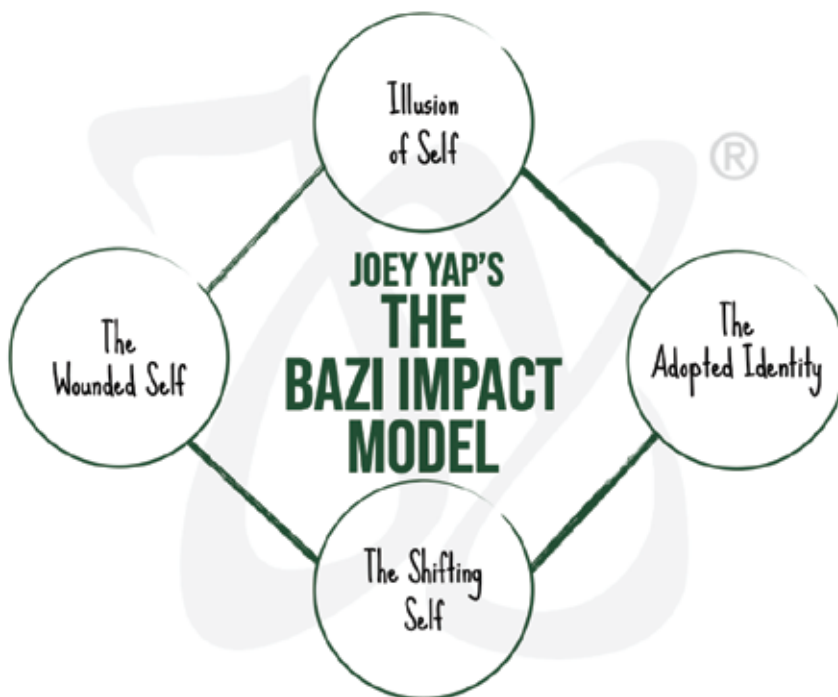
When you **reframe your approach**, BaZi becomes a tool for **empowerment, not limitation**.

# THE BAZI IMPACT MODEL

## UNDERSTANDING THE LAYERS OF SELF

One of the biggest misconceptions about BaZi is that it tells you who you are. But identity is more complex than a static chart. Over time, experiences, influences, and personal growth shape how we express our potential.

The **BaZi Impact Model** helps us understand four layers of self—each influenced by external forces, internal beliefs, and past conditioning. Recognizing where you stand can reveal how much of your true potential you are currently living, and what might be holding you back.



## 1 THE ILLUSION OF SELF THE FALSE IDENTITY WE CLING TO

Many people live under an illusion of who they think they should be. This happens when we shape our identity around societal expectations, external validation, or fears of judgment.

- You might believe that success only looks a certain way.
- You might convince yourself that you're not meant for more.
- You might hold onto limiting beliefs because they feel "safe."

The danger? You never truly explore your potential because your identity is built on perception, not reality.

BaZi helps break through this illusion. When you see your core strengths in your chart—things you may have overlooked or dismissed—you begin to question the false identity and step into a more authentic path.

## 2 THE ADOPTED IDENTITY SHAPED BY ENVIRONMENT

Sometimes, the way we behave isn't our true nature—it's a result of conditioning. The **Adopted Identity** is formed through family expectations, cultural norms, and the roles we were told to play.

- Did you choose your career, or was it chosen for you?
- Do you suppress parts of yourself to fit in?
- Have you been following a path that doesn't feel right?

This is where many people feel stuck. They know they aren't aligned, but they don't know why. BaZi reveals the **difference between who you are and who you've become due to external pressure**. It shows where you are naturally wired for success and where you've been forcing yourself to fit into an unnatural mold.

## 3 THE WOUNDED SELF

### HELD BACK BY PAST PAIN

Even when we know who we are, past wounds can keep us from fully embracing our strengths. The **Wounded Self** holds onto past failures, rejections, or betrayals—shaping behaviors out of fear rather than confidence

- Fear of failure might stop you from taking bold opportunities.
- A past betrayal might make you hesitant to trust.
- Early criticism might have caused you to suppress your natural talents.



BaZi doesn't just show strengths—it also reveals challenges. The areas where your chart shows struggle can highlight **emotional wounds that still need healing**. Once you recognize these wounds, you can reframe them—not as barriers, but as lessons that strengthen you.

## 4 THE SHIFTING SELF

### THE PATH TO GROWTH

No one stays the same forever. The Shifting Self represents the **ongoing journey of transformation**—the way we adapt, evolve, and step into new versions of ourselves.

- Have you noticed how certain life phases bring out different strengths?
- Do you suppress parts of yourself to fit in?
- Are you resisting change, or embracing it?

Your BaZi chart is not static. **Luck cycles shift. New opportunities emerge. Strengths develop.** The key is to move with these changes—to **become more of who you are meant to be, not less.**

## HOW THE BAZI IMPACT MODEL HELPS YOU GROW

Understanding these four layers allows you to break free from limitations and step fully into your true potential.

### Break the Illusion

See past limiting beliefs and false identities.

### Recognize the Adopted Identity

Question external influences that shaped you.

### Heal the Wounded Self

Acknowledge past pain and stop letting it define you.

### Embrace the Shifting Self

Grow with life's cycles and step into your true power.

BaZi is not just about knowing yourself—it's about becoming the best version of yourself. When used correctly, it's a **tool for transformation**, helping you shed what no longer serves you and align with what truly makes you thrive.

Because at the end of the day, success isn't about what your chart says. It's about **how you choose to live it.**

## JOEY YAP'S CAREER ALIGNMENT FRAMEWORK

# A BAZI-BASED APPROACH TO THRIVING IN YOUR CAREER<sup>®</sup>

Many people approach BaZi analysis with the wrong mindset. They dive into the features first, trying to decode the technicalities, without understanding how it connects to their real-life career path. This approach is backward. Instead, BaZi should be used as a career alignment tool, starting with the big picture of your professional life before narrowing down into specific elements.

The strategies shared in this framework are drawn from **BaZi Core Identity Atlas** and **The Secrets of the 5 Elements**, which offer deeper insights into career alignment and personal strengths.

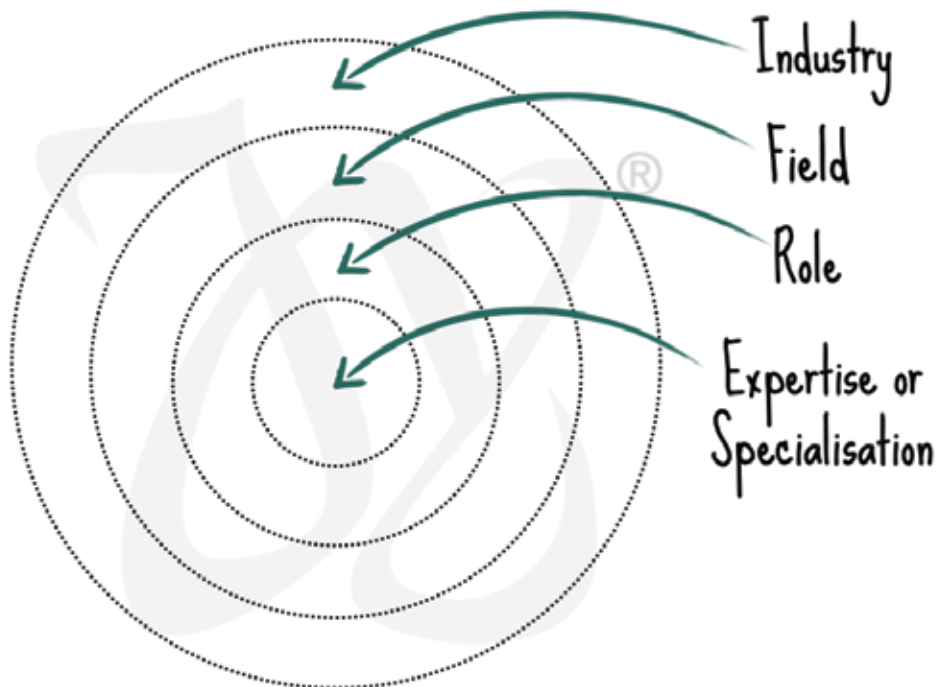


## THE CORRECT APPROACH: BIG TO SMALL

- 1 A THRIVING CAREER** Define your success and fulfillment in work
- 2 HOW TO GET THERE** Understand the necessary steps and alignment
- 3 BAZI FEATURES** Use your chart's strengths to execute effectively

By reversing the typical approach and starting with **your career goals first**, you ensure that BaZi is a tool for action—not just theory.

Joey Yap's  
**CAREER  
ALIGNMENT  
FRAMEWORK**



## STEP 1

# UNDERSTANDING INDUSTRY FIT

The industry you work in provides the **macro environment** that influences your career. It determines the **work pace, culture, and general skill set required**. Some industries thrive on **fast changes and competition**, while others **require stability and patience**.

Each industry carries a unique elemental energy that shapes how **work is structured, how success is achieved, and how individuals operate within it**. Understanding these industry-element connections **helps you align with environments that naturally support your strengths**.

## INDUSTRY INSIGHTS BASED ON FIVE ELEMENTS



### WOOD INDUSTRIES

Industries focused on **teaching, expansion, creativity, health, and sustainability**. These industries **emphasize growth, nurturing, and long-term development**.

### EXAMPLES:

- **Education** (*schools, universities, courses, coaching, training programs*)
- **Publishing & Writing** (*books, content creation, blogging*)
- **Fashion & Design** (*textiles, sustainable fashion, branding*)
- **Agriculture & Forestry** (*organic farming, herbal medicine*)
- **Health & Wellness** (*traditional medicine, natural therapy, vaccine development*)



## FIRE INDUSTRIES

**High-energy, influence-driven** industries that thrive on **speed, visibility, and public attention**. Fire industries involve **rapid transformation and innovation**.

### EXAMPLES:

- **Public Relations & Marketing** (schools, universities, courses, coaching, training programs)
- **Entertainment & Media** (acting, music, film, streaming, live performances)
- **Technology & AI** (software, apps, AI development, gaming)
- **Energy & Power** (electricity, solar, petroleum)
- **Food & Beverage (Modern)** (trendy restaurants, coffee chains with branding focus)



## EARTH INDUSTRIES

Industries centered on **security, foundation, stability, and long-term growth**. These industries involve **tangible assets, trust-building, and legacy creation**.

### EXAMPLES:

- **Real Estate & Properties** (development, housing, rentals)
- **Construction & Infrastructure** (architecture, civil engineering, large-scale projects)
- **Psychology & Human Resources** (HR consultants, leadership coaching, therapy)
- **Farming & Mining** (plantations, agriculture, environmental sustainability)
- **Insurance & Protection Services** (traditional medicine, natural therapy, vaccine development)



## METAL INDUSTRIES

Highly regulated, process-driven sectors that require discipline, logic, and structure. Metal industries rely on technical precision, rules, and standardization.

### EXAMPLES:

- **Finance & Banking** (*investment, risk management, auditing, fintech*)
- **Law & Governance** (*regulatory policies, government, compliance*)
- **Engineering & Manufacturing** (*mechanical, aerospace, automotive industries*)
- **Jewelry & Precious Metals** (*gold, silver, high-end watchmaking*)
- **Defense & Security** (*military, police, cybersecurity, intelligence*)



## WATER INDUSTRIES

Network-driven, adaptable industries where success depends on fluidity, intelligence, and global reach. Water industries involve deep research, strategic positioning, and communication.

### EXAMPLES:

- **Logistics & Transportation** (*shipping, airlines, railways*)
- **Consulting & Advisory** (*business strategy, high-level coaching*)
- **Journalism & Reporting** (*news, podcasting, investigative work*)
- **Research & Development** (*science, data analytics, biotech*)
- **Beverage Industries** (*alcohol, coffee, soft drinks*)
- **Hospitality & Tourism** (*hotels, resorts, travel agencies, cruise lines*)

## WHAT IF AN INDUSTRY SPANS MULTIPLE ELEMENTS?

Many industries **don't fall into a single element**—they blend different elemental qualities. When this happens, **identify the dominant** trait that defines how the industry functions.

### RESTAURANTS & FOOD INDUSTRY

	<b>FIRE</b>	If focused on <b>branding, experience, and trends</b> (e.g., <i>modern dining, celebrity chefs</i> ).
	<b>EARTH</b>	If focused on <b>tradition, heritage, and longevity</b> (e.g., <i>family-owned businesses, century-old recipes</i> ).
	<b>WATER</b>	If focused on <b>mass distribution and fast turnaround</b> (e.g., <i>fast food chains, global franchises</i> ).

### TOURISM INDUSTRY

	<b>WATER</b>	If centered on <b>travel agencies, cruise lines, airlines, resorts</b> .
	<b>EARTH</b>	If focused on <b>historical sites, ancient buildings, cultural preservation</b> .
	<b>FIRE</b>	If centered on <b>festivals, events, large-scale entertainment experiences</b> .

### TECHNOLOGY INDUSTRY

	<b>FIRE</b>	If focused on <b>AI, software, social media, innovation, and digital disruption</b> .
	<b>WATER</b>	If based on <b>cloud computing, global platforms, and information networks</b> .

## KEY TAKEAWAY:

If an industry spans multiple elements, ask yourself:

- ✓ What is the **primary function** of the business?
- ✓ Does it rely on **speed and innovation** (Fire) or **long-term structure** (Earth)?
- ✓ Is it about **creativity and teaching** (Wood) or **precision and compliance** (Metal)?
- ✓ Does it thrive on **networking and movement** (Water)?

By understanding **how industries align with the Five Elements**, you gain clarity on **where you naturally thrive** and how to position yourself in a way that maximizes your strengths.

STEP 2

# CHOOSING THE RIGHT FIELD

Within an industry, your **field** represents your area of expertise. Two people in the same industry can thrive in very different fields depending on their strengths.



## FIELD INSIGHTS BASED ON FIVE ELEMENTS

	<b>WOOD</b> dominant individuals	Excel in <b>growth, strategy, and research-driven roles</b>
	<b>FIRE</b> dominant individuals	Fit best in <b>branding, promotions, or roles that require presence and visibility</b>
	<b>EARTH</b> dominant individuals	Do well in <b>advisory, leadership, and long-term planning roles</b>
	<b>METAL</b> dominant individuals	Prosper in <b>highly structured fields with compliance and discipline</b>
	<b>WATER</b> dominant individuals	Succeed in <b>communication-heavy, negotiation-based, and research fields</b>

**Key Takeaway:**

**Your BaZi chart helps determine where you perform best within an industry.**

## STEP 3

# DEFINING YOUR ROLE

Your **role** determines what you do daily within your field. Some people are **leaders**, others are **executors**, and some excel **in strategizing or creating**.



### ROLE INSIGHTS BASED ON FIVE ELEMENTS

	<b>WOOD</b> dominant individuals	<b>Visionary roles:</b> Coaching, mentoring, thought leadership
	<b>FIRE</b> dominant individuals	<b>High-energy roles:</b> Sales, marketing, public speaking, performing
	<b>EARTH</b> dominant individuals	<b>Stable leadership roles:</b> Operations, management, HR, governance
	<b>METAL</b> dominant individuals	<b>Discipline-driven roles:</b> Engineering, law, SOP-based management
	<b>WATER</b> dominant individuals	<b>Network-driven roles:</b> Public relations, media, research, diplomacy

#### Key Takeaway:

**Even within the right industry and field, success depends on whether your role fits your strengths.**

STEP 4

## SPECIALIZATION

# MASTERING YOUR CRAFT

At the core of the Career Alignment Framework is your **expertise or specialization**—the unique skill set that sets you apart. Your BaZi chart indicates whether you should become a **deep specialist or thrive in multiple disciplines**.



### EXPERTISE INSIGHTS BASED ON FIVE ELEMENTS


	<b>WOOD</b> dominant individuals	<b>Progressive expertise:</b> Continuously growing skills in a specialized field
	<b>FIRE</b> dominant individuals	<b>Influence-based expertise:</b> Personal branding, authority, and leadership
	<b>EARTH</b> dominant individuals	<b>Legacy-building expertise:</b> Structured business growth, long-term stability
	<b>METAL</b> dominant individuals	<b>Process mastery:</b> Engineering, law, finance, corporate structures
	<b>WATER</b> dominant individuals	<b>Adaptive intelligence:</b> Multi-skill careers, entrepreneurship, innovation

**Key Takeaway:**

**Your expertise should align with your natural strengths—don't force yourself into roles that drain you.**

## THE BAZI IMPACT MODEL

# WHY SOME PEOPLE STRUGGLE

Even if a BaZi chart reveals someone's potential, many **fail to reach** it due to **external influences**. This is why the **BaZi Impact Model** exists—to help people identify what is blocking their alignment. 

### FOUR WAYS PEOPLE GET DISCONNECTED FROM THEIR TRUE BAZI POTENTIAL

1	<b>ILLUSION OF SELF</b>	When you <b>believe you should be someone you're not</b> due to societal pressures.
2	<b>THE ADOPTED IDENTITY</b>	When you <b>live out someone else's expectations</b> , such as family expectations or cultural norms.
3	<b>THE WOUNDED SELF</b>	When <b>past experiences create limiting beliefs</b> that make you doubt your ability to succeed.
4	<b>THE SHIFTING SELF</b>	When you <b>constantly change paths, unable to settle into one direction</b> due to a lack of clarity.

#### Key Takeaway:

The first step in aligning your career is **recognizing whether you are stuck in one of these states**. If you are, addressing the underlying belief systems is more important than looking at BaZi technicalities.

# HOW TO MAKE MORE MONEY AT WORK USING BAZI






## THE 13-POINT ANALYSIS

Success at work isn't just about effort—it's about **alignment**. Your BaZi chart provides a **blueprint for financial success**, helping you understand where your strengths lie and how to maximize them. By analyzing **the five elements and the 10 Gods**, you can determine the best career strategies for **increasing income, improving leadership skills, and making smarter investment decisions**.

This 13-point analysis focuses on how **the five elements shape your work style, leadership style, business approach, and financial decisions**.

### 1 WORK STYLES BASED ON THE FIVE ELEMENTS

Your dominant element influences how you work best. Aligning your work style to your natural strengths increases efficiency and helps you earn more.

	<b>WOOD</b>	Growth-oriented, methodical, thrives on <b>long-term planning</b>
	<b>FIRE</b>	Fast-paced, energetic, thrives in excitement-driven environments
	<b>EARTH</b>	Stable, disciplined, structured, thrives in nurturing roles
	<b>METAL</b>	Disciplined, competitive, thrives in SOP-driven and systematic environments
	<b>WATER</b>	Flexible, intuitive, thrives in dynamic and ever-changing roles

#### Key Takeaway:

Identify your work style and ensure your job or business aligns with it. If you're struggling, it may be due to a **misalignment between your natural element and your current work environment**.

## 2 LEADERSHIP STRENGTHS BASED ON THE FIVE ELEMENTS

To **increase your income**, you must **also increase your leadership effectiveness**. Whether you're leading a team or managing a business, your leadership style is shaped by your BaZi chart.

	<b>WOOD</b>	<b>Visionary leader:</b> Strategic, focused on <b>building strong teams and successors</b> .
	<b>FIRE</b>	<b>Charismatic leader:</b> <b>Inspires and influences</b> through passion and excitement.
	<b>EARTH</b>	<b>Reliable leader:</b> Provides <b>stability, mentorship, and emotional support</b> .
	<b>METAL</b>	<b>Tactical leader:</b> Efficient, decisive, and thrives on <b>SOPs and structure</b> .
	<b>WATER</b>	<b>Strategic thinker:</b> Thrives in <b>problem-solving, adaptability, and innovation</b> .

### Key Takeaway:

If your leadership style aligns with your dominant element, people **trust and follow you more easily**, leading to better opportunities, promotions, or business success.

### 3 LEADERSHIP WEAKNESSES (IF AN ELEMENT IS WEAK IN YOUR CHART)

If a particular element is weak in your BaZi chart, it may create challenges in leadership:


	<b>WEAK WOOD</b>	Stubborn, slow to adapt, too attached to outdated plans
	<b>WEAK FIRE</b>	Impulsive, burns out easily, lacks consistency
	<b>WEAK EARTH</b>	Too rigid, <b>resistant to new ideas or technology</b> , overly cautious
	<b>WEAK METAL</b>	Overly critical, lacks emotional intelligence, inflexible
	<b>WEAK WATER</b>	Overthinks, <b>lacks decisiveness</b> , struggles with execution

*Key Takeaway:*

**Work on balancing your weaknesses** by developing complementary skills or partnering with individuals who can fill these gaps.

## 4 BUSINESS APPROACH BASED ON THE FIVE ELEMENTS

If you're an entrepreneur or thinking about starting a business, your **BaZi chart** shows the best approach for financial success.

	<b>WOOD</b>	<b>Slow, steady expansion</b> with a focus on <b>sustainable, long-term growth</b>
	<b>FIRE</b>	<b>Aggressive expansion</b> through branding, marketing, and visibility
	<b>EARTH</b>	<b>Asset-building</b> business with strong foundational stability
	<b>METAL</b>	<b>Highly structured, repeatable business models</b> , thrives on efficiency
	<b>WATER</b>	<b>Network-based business</b> , thrives on partnerships and adaptability

*Key Takeaway:*

**Your business approach should align with your dominant element** to create the greatest profitability with the least resistance.

## 5 WORST INVESTMENT MISTAKES BASED ON THE FIVE ELEMENTS

Understanding **what NOT** to do is just as important as knowing what to do. If an element is weak in your chart, be extra cautious of these **investment pitfalls**:

	<b>WEAK WOOD</b>	<b>High-risk investments</b> , jumping on trends too quickly
	<b>WEAK FIRE</b>	<b>Emotion-based investments</b> , impulsive decisions
	<b>WEAK EARTH</b>	<b>Too conservative</b> , missing out on fast-moving opportunities
	<b>WEAK METAL</b>	<b>Too aggressive</b> , lacks proper risk management
	<b>WEAK WATER</b>	<b>Speculation-driven</b> , poor risk assessment

*Key Takeaway:*

**Financial success isn't just about earning more—it's about avoiding unnecessary losses.** If an element is weak, **avoid its corresponding investment trap.**

## 6 CAREER LUCK ACTIVATION USING ANNUAL ELEMENT STRENGTH

Each year, certain elements become stronger or weaker. Your BaZi chart shows **which element is increasing in strength**, which you can leverage to **boost your income and career success**.

### EXAMPLES OF YEARLY ELEMENT STRENGTH AND WHAT TO DO:

**Yang Earth**

**Confidence and presence:** Speak with authority, command respect

**Yin Wood**

**Relationship-building:** Make people feel valued, listen more

**Yin Water**

**Emotional intelligence:** Tune into subtle cues, adapt your approach

**Yang Fire**

**Enthusiasm and passion:** Inspire others, be energetic

**Yin Fire**

**Storytelling and communication:** Use narratives to influence

**Yang Metal**

**Strong presence and clarity:** Be decisive, command attention

**Yin Metal**

**Mystery and intrigue:** Keep people curious, reveal selectively

*Key Takeaway:*

**Leverage the strongest element in your chart this year to enhance your career luck.**

# 7- 13

## ADDITIONAL STRATEGIES TO INCREASE INCOME USING BAZI

Beyond the Five Elements, BaZi also provides insights into powerful strategies that influence career success and financial growth. From decision-making and negotiation to conflict resolution and business innovation, understanding these deeper layers can give you an edge in your professional life.

### Decision-Making Styles

Understanding whether you thrive on logic, intuition, or risk-taking.

### Best Investment Strategies

Knowing when to be aggressive vs. when to be conservative.

### Networking & Influence Strategies

Building stronger relationships to open career opportunities.

### Conflict Resolution

Handling workplace challenges strategically.

### Innovation & Creativity

Using your BaZi to create and implement breakthrough ideas.

### Business Models for Success

Choosing a sustainable and profitable work model.

For a more in-depth exploration of these strategies—including how to tailor them to your unique elemental strengths—refer to *Joey Yap's Secrets of the 5 Elements*, where we break down these key success factors in greater detail.

# JOEY YAP'S 10 MAGNETIC BAZI ARCHETYPES OF CHARISMA

Charisma isn't about **luck**—it's about **strategy**. The way you attract opportunities, influence people, and command attention depends on your **BaZi chart**. Each year, certain elements in your chart gain strength, and by aligning your behavior with the strongest element, you activate **powerful charisma that makes you irresistible** in your career, business, and social life.

These **10 magnetic archetypes** are based on the **10 Heavenly Stems**—each representing a unique form of charisma that **draws people in and opens doors**.

## 1. THE SOVEREIGN (YANG EARTH - WU)

### Confidence Without Arrogance

A true leader doesn't **demand respect**—they **command it effortlessly**. The Sovereign exudes a **grounded, unshakable presence**. They walk into a room and people **naturally pay attention**, drawn to their **certainty and stability**.

### HOW TO EMBODY THIS:

- ✓ Stand tall, speak with clarity, and own your space
- ✓ Project quiet authority—**no need to seek approval**
- ✓ Let your confidence **invite trust rather than intimidate**

### WHY IT WORKS:

Yang Earth represents **the mountain**—majestic, unwavering, and solid. Just like a mountain, it doesn't **ask for recognition**—it simply **exists in its full presence**.

## 2.THE CONNECTOR (YIN WOOD - YI)

### Magnetic Warmth & Genuine Interest

People love to **feel seen and heard**—and the Connector **makes everyone feel like the most important person in the world**. This archetype thrives on **building deep, meaningful relationships** through sincerity and attentiveness.

### HOW TO EMBODY THIS:


- ✓ Listen **more than you speak**
- ✓ Remember small details—**make people feel valued**
- ✓ Engage in conversations with **genuine curiosity**

### WHY IT WORKS:




Yin Wood is **like climbing vines**—it weaves into everything, creating **connections effortlessly**. The more you cultivate relationships, the more **opportunities** come your way.

## 3.THE EMPATH (YIN WATER - GUI)

### Deep Emotional Intelligence

The Empath **feels what others don't say**. They have an uncanny **ability to read the room** and respond in ways that make others feel **deeply understood**. This makes them **trusted advisors, mentors, and leaders**. 

### HOW TO EMBODY THIS:

-  Observe body language, tone of voice, and micro-expressions
-  Speak to emotions **before logic**—connect first, advise later
-  Show people they are **truly heard and acknowledged**

### WHY IT WORKS:

Yin Water is **like mist**—it **penetrates** and moves **seamlessly between barriers**, making it the ultimate **intuitive and emotionally attuned energy**.

## 4.THE FIRESTARTER (YANG FIRE - BING)

### Unstoppable Passion & Enthusiasm

Nothing is more contagious than **pure excitement**—and the Firestarter ignites people with their **energy and vision**. They bring **momentum, action, and inspiration** wherever they go.

#### HOW TO EMBODY THIS:

- ✓ Speak with **conviction and passion**
- ✓ Move with **purpose and excitement**
- ✓ Let your enthusiasm be the **spark that ignites others**

#### WHY IT WORKS:

Yang Fire is **like the sun**—it **shines brightly**, giving warmth and energy to everything it touches. It **draws people in with its radiance**.

## 5.THE STORYTELLER (YIN FIRE - DING)

### Captivating & Mesmerizing

Stories create **emotional connections**, and the Storyteller is a **master at making the ordinary feel extraordinary**. Their words paint pictures, their humor **disarms**, and their ability to weave narratives **makes them unforgettable**.

### HOW TO EMBODY THIS:

- ✓ Master the **art of storytelling**—use suspense, humor, and vivid detail
- ✓ Turn **information into engaging narratives**
- ✓ **Captivate**—don't just communicate

### WHY IT WORKS:

Yin Fire is **like candlelight**—flickering, warm, and mysterious. It **draws people in, making them want to stay and listen**.

## 6.THE COMMANDER (YANG METAL - GENG)

### Strong Presence & Decisive Authority

Some people **own the room** without saying much—the Commander does exactly that. Their **sharp, focused energy** demands attention. They are **direct, powerful, and respected**.

#### HOW TO EMBODY THIS:

- ✓ Maintain **strong posture and deliberate movement**
- ✓ Speak with **clarity and decisiveness**
- ✓ Let your **presence command respect**—no need to force it

#### WHY IT WORKS:

Yang Metal is **like a sword**—polished, sharp, and precise. People instinctively **trust and follow** those who **exude certainty and direction**.

## 7.THE LUMINARY (YANG WOOD - JIA)

### Authenticity & Raw Truth

The Luminary doesn't **hide behind a polished mask**—they are **real, raw, and honest**. They **own their flaws, tell their real stories, and inspire others to do the same**.

### HOW TO EMBODY THIS:



Share your truth **without filtering**



Show people your **real struggles and triumphs**



Stand tall in your **authenticity**

### WHY IT WORKS:

Yang Wood is **like a tall tree**—unapologetically standing in its **full form**, never pretending to be something else.

## 8. THE TRICKSTER (YANG WATER - REN)

### Wit, Humor & Playfulness

Laughter is **the fastest way to connect**, and the Trickster knows exactly how to use humor and cleverness to **win people over**. They are **unpredictable, quick-witted, and always entertaining**.

### HOW TO EMBODY THIS:

- ✓ Keep **conversations playful and engaging**
- ✓ Use humor to **diffuse tension and make an impact**
- ✓ Surprise people with **unexpected, sharp insights**

### WHY IT WORKS:

Yang Water is **like the ocean**—always moving, unpredictable, and full of depth. It **keeps people on their toes, intrigued and entertained**.

## 9.THE ENIGMA (YIN METAL - XIN)

### Mysterious & Intriguing

People are attracted to what they can't fully understand. The Enigma reveals just enough to draw people in, but never too much—keeping them wanting more.

#### HOW TO EMBODY THIS:

- ✓ Say less than necessary
- ✓ Keep an air of mystery—don't reveal everything at once
- ✓ Let your actions speak louder than words

#### WHY IT WORKS:

Yin Metal is like a rare jewel—hidden, mysterious, and deeply valuable. People seek it out because it's rare and elusive.

## 10.THE VISIONARY (YIN EARTH - JI)

### Purpose-Driven & Transformational

The Visionary moves with a **deep sense of mission**. They see **beyond the present** and inspire others to follow them toward a **bigger purpose**.

### HOW TO EMBODY THIS:

- ✓ Speak about your **vision with passion and conviction**
- ✓ Show people **the bigger picture**
- ✓ Inspire others to **believe in something greater**

### WHY IT WORKS:

Yin Earth is **like fertile soil**—it **nurtures growth and creates something lasting**. It **makes people believe in the long-term mission**.

## FINAL TAKEAWAYS: HOW TO USE THE 10 ARCHETYPES

If an industry spans multiple elements, ask yourself:

- ✓ Identify **your strongest element for the year as found in the BaZi Explorer.**
- ✓ Embody **the corresponding magnetic archetype**
- ✓ Align your **presence, communication, and energy** accordingly

By activating the **right charisma**, you naturally attract better career, business, and financial opportunities—without forcing it. Charisma isn't about being someone you're not—it's about becoming the most powerful version of yourself.

## THE 10 GODS & THEIR ROLES

# UNDERSTANDING YOUR BAZI STRENGTHS




In BaZi, the **10 Gods** represent key personality traits and natural inclinations. These profiles help determine not only your strengths and leadership styles but also the ideal roles that will help you **thrive in your career and business**.

Each individual has a **dominant profile** (or a combination of several) in their chart, which serves as a **guiding force** in choosing a career path that aligns with their natural talents. The **10 Gods are divided into two groups**—those who **thrive in chaos and disruption** versus those who **flourish in structure and stability**.

Let's explore them one by one.

# THE YIN GROUP

## (THRIVES IN CHAOS & FREEDOM)

This group is bold, disruptive, and opportunistic. They **break the rules, create change, and push boundaries** to carve their own paths. 

### 1 THE PHILOSOPHER (INDIRECT RESOURCE)

#### THE INTUITIVE GENIUS

##### Keywords

Visionary, Deep Thinker, Insightful, Mentor

##### Strengths

- Thrives in **idea-driven** environments
- **Sees connections where others don't**
- Can be a **brilliant strategist, coach, or investor**

##### Ideal Roles

- Innovation & R&D
- Coaching, consulting, or psychology
- Strategic investing & trend prediction

## 2 THE PERFORMER (HURTING OFFICER)

### THE CHARISMATIC DISRUPTOR

#### Keywords

Expressive, Bold, Captivating, Game-Changer

#### Strengths

- Magnetic **public presence**
- Sets trends & **redefines industries**
- Thrives in **media, entertainment, and leadership roles**

#### Ideal Roles

- Public speaking, politics, or PR
- Entertainment, media, or influencer marketing
- Leading movements & disruptive businesses

## 3 THE PIONEER (INDIRECT WEALTH)

### THE OPPORTUNISTIC ENTREPRENEUR

#### Keywords

Risk-Taker, Business-Savvy, Hustler, Instinctive

#### Strengths

- Sees **hidden profit opportunities**
- Moves **fast in high-stake decisions**
- A natural at investing, trading, or sales

#### Ideal Roles

- Entrepreneurship & startups
- Business development & sales
- High-risk investments & trading

## 4 THE WARRIOR (SEVEN KILLINGS)

### THE FEARLESS EXECUTOR

#### Keywords

Courageous, Competitive, Unstoppable, High-Pressure

#### Strengths

- Takes **bold action** where others hesitate
- Thrives in **high-pressure, fast-moving industries**
- Challenges **tradition and competition**

#### Ideal Roles

- Military, high-stakes business, or politics
- Competitive sports & athletics
- Law enforcement & risk-heavy careers

## 5 THE LEADER (ROB WEALTH)

### THE POWER COLLABORATOR

#### Keywords

Dominant, Risk-Taker, Visionary, Trailblazer

#### Strengths

- Leads **through dominance and vision**
- Forms **high-powered teams** and networks
- Breaks free from traditional paths

#### Ideal Roles

- Entrepreneur or CEO
- Competitive markets & leadership roles
- Disruptive and unconventional businesses

# THE YANG GROUP



(THRIVES IN ORDER & STRATEGY)

This group values stability, **structure, and long-term growth**. They excel in **disciplined, well-organized environments**.



## 6 THE ANALYZER (DIRECT RESOURCE)

### THE MASTER OF PRECISION & INSIGHT

#### Keywords

Detail-Oriented, Logical, Strategic, Data-Driven

#### Strengths

- Excels at **data analysis and structured planning**
- **Sees patterns & logical connections** in chaos
- Can be a **trusted advisor, strategist, or consultant**

#### Ideal Roles

- Consulting, data analytics, or research
- Financial planning & risk assessment
- Legal & compliance roles

## 7 THE ARTIST (EATING GOD)

### THE VISIONARY CREATOR

#### Keywords

Aesthetic, Artistic, Elegant, Master of Influence

#### Strengths

- **Influences people** through beauty & storytelling
- Master of **long-term brand & cultural impact**
- Best in **luxury, art, design, or creative industries**

#### Ideal Roles

- Branding, design, and luxury business
- Writing, music, or filmmaking
- Architecture, fashion, or aesthetics

## 8 THE DIRECTOR (DIRECT WEALTH)

### THE STRATEGIC BUILDER

#### Keywords

Structured, Responsible, Planner, Execution-Focused

#### Strengths

- **Master of organization & resource management**
- Focuses on **long-term stability & execution**
- **Brings financial discipline to teams & businesses**

#### Ideal Roles

- Corporate leadership, finance, or business scaling
- Wealth management & investment strategy
- Project management & structured business planning

## 9 THE DIPLOMAT (DIRECT OFFICER)

### THE COMMANDING LEADER

#### Keywords

Stable, Diplomatic, Structured, Respected

#### Strengths

- Leads **through authority & structured governance**
- Thrives in **rule-based, well-regulated environments**
- Makes decisions with **integrity & fairness**

#### Ideal Roles

- Corporate law, compliance, or governance
- Political leadership or structured management
- Public service & high-ranking corporate roles

## 10 THE FRIEND (ROB WEALTH)

### THE MASTER CONNECTOR

#### Keywords

Social, Collaborative, Network-Driven, Relationship-Oriented

#### Strengths

- **Builds influence through alliances & partnerships**
- Thrives on **teamwork & social networking**
- Wins **by collaborating rather than competing**

#### Ideal Roles

- Business partnerships, joint ventures, and networking
- Community-building & leadership
- Team-based sales & social-driven business

# YOUR PATH, YOUR POWER

At the heart of all these insights—BaZi archetypes, career alignment frameworks, wealth strategies, and charisma activation—lies one fundamental truth: none of it matters if it doesn't align with your authentic self.

A chart may reveal strengths, but how you express them is entirely up to you. Strategies may guide you, but true success comes from integrating them in a way that feels right for you. Knowledge is only powerful when it leads to clarity and action, but more importantly, when it resonates with who you truly are.

So here's the challenge: Take an honest look at where you are right now. Are you in alignment with your natural strengths, or are you operating from conditioning, fear, or external expectations?

## GO TO TELEGRAM AND DOWNLOAD THE SHEET NOW

it's your starting point for seeing where you stand. Once you have clarity, you'll know exactly what to adjust, refine, or step into next.

The insights are here. The strategies are in your hands. But the action? That's yours to take.

It's time to break through the illusions, embrace your strengths, and step into a career and life that truly reflects who you are. **Are you ready?**

*See you in Part 4 Tomorrow*